



Stitchmaster ST 350

HEIDELBERG



Features Stitchmaster ST 350

Standard Features of the Stitchmaster ST 350

Feeders

- Remaining pile monitoring
- Height-adjustable, tiltable (by 50°) and laterally adjustable (by ± 30 mm = 1.18 in from center position)
- Double-sheet detector at cover folder feeder
- Sheet placement monitoring
- Warning lamp with sample sheet holder
- Sheet flow monitoring
- Automatic synchronization: Feeders – saddle chain – stitcher

Stitcher

- Two Heidelberg stitching heads
- Lateral thickness inspector
- Stitching while product stands still
- Length checking prior to stitcher

Options for the Stitchmaster ST 350

Feeders

- Stream feeder (for horizontal feeders)
- Down-stream inhibit
- Sample gluer
- Polyurethane scoring segment at cover folder feeder (when scoring)

Stitcher

- Missing stitch detector from below
- Width monitoring
- Ejector for booklets with missing stitches

Trimmer

- Two sets of trimmer knives
- Waste transport belt
- Central lubrication

Compensation stacker

- Double rack
- Delivery table with lateral product guide

Trimmer

- Trim quality inspector
- Central trim attachment
- Triple cut attachment
- Hole punching device
- Small-format transport attachment

Heidelberger Druckmaschinen AG

Heidelberg, a tradition-based yet technology-focused pioneer, is synonymous with innovative, top-class products and services. Each solution is developed with one goal in mind – to boost the success of your business. Heidelberg solutions cover the entire process and value-added chain of sheetfed offset printing, from management and prepress to press and postpress. We ensure that you can improve your production processes, making them better, faster, more cost-effective, and more environmentally friendly. Our portfolio is designed to increase your productivity, flexibility, and quality – all crucial factors when it comes to satisfying your customers.



Stitchmaster ST 350 Step Up to Professional Saddlestitching.

- 4 Stitchmaster ST 350
- 6 Market and Machine
- 8 Highlights
- 10 Feeders
- 14 Stitcher
- 16 Trimmer
- 18 Delivery Systems
- 20 Control and Monitoring Systems
- 22 Prinect
- 24 Technical Data and Machine Layout
- 25 Machine Overview
- 27 Features
- 28 Heidelberger Druckmaschinen AG

High Quality and Consistent Reliability.
 Stitchmaster ST 350: The Professional
 Saddlestitching Solution for Medium-Sized to
 Large Editions.



Reliable production with the Stitchmaster ST 350.

Overview of the Stitchmaster ST 350



1 Vertical or horizontal feeder. Both feeder types can be controlled and loaded from the operator side.

2 Narrow saddle chain. Equipped with its own drive, the narrow saddle chain ensures smooth running and optimal processing of signatures at high speeds.

3 Cover folder feeder. Extremely precise folding, also with very small formats as small as 120 × 105 millimeters (4.72 × 4.13 inches). The exchangeable scoring device permits both inside and outside scoring.

4 Monitoring systems between the feeder and the trimmer infeed. Quality control in the stitcher consists of lateral thickness and length inspector, an optional signature width inspector and optional missing stitch detector from below.

5 Control system. An ergonomically designed touchscreen with graphical user interface and self-explanatory icons based on the proven Heidelberg operating concept.

6 Stitcher. Products are stitched while standing still to maximize quality. The clinchers are easy to set and readily accessible at all times, because they are not blocked by the saddle chain.

7 Heidelberg stitching heads. High-quality materials are used to build the Heidelberg stitching heads for the Stitchmaster ST 350, making them highly wear-resistant.

8 Trimmer. The conveyor belts pause for trimming, thus ensuring high precision and product quality. A central trim attachment for producing two-ups and a triple cut attachment for three-ups are optionally available. A transport attachment for small formats opens up additional production possibilities.

9 Compensating stacker. Reliable delivery and precise pile formation with small and special formats and multiple-ups – also at high production speeds.

Simply produce more efficiently. With the Stitchmaster® ST 350, you can step up to professional saddlestitching of medium-sized to large editions. At the same time, it lets you take yet another important step: to a consistently more efficient process. This is ensured by functions including automatic synchronization of the saddle chain with the stitcher and the feeder with the saddle chain. Stitching takes place while the gathered product stands still, and the conveyor belts are also motionless during trimming. This translates into maximum precision and quality – as well as high productivity, also with difficult products.

Go for a sure winner. Make saddlestitching easier and more convenient and efficient while making the process much more reliable – with the Stitchmaster ST 350. Its outstanding ease of use and ergonomics ensure that you can easily turn out top quality. A touchscreen with proven graphical user interface delivers operator-friendliness in line with the high standard Heidelberg® has set. Controls at the individual machine support optimization of the process.

Award-winning design. The Stitchmaster ST 350 has received the “red dot award” for the high quality of its design. And because form follows function, its outstanding design is proof of its convincing functionality.

Think Further and Secure Versatility.
The Stitchmaster ST 350: the Key to a
Profitable Future.



Requirements are increasing. There is a clear trend in the printing industry toward smaller editions. At the same time, better and more complex products are increasingly in demand. In a nutshell: you're facing the need to deliver top quality with shorter job turn-around times. This means that you have to produce more and more jobs in less and less time, as a result of which makeready eats up a steadily larger share of total production time.

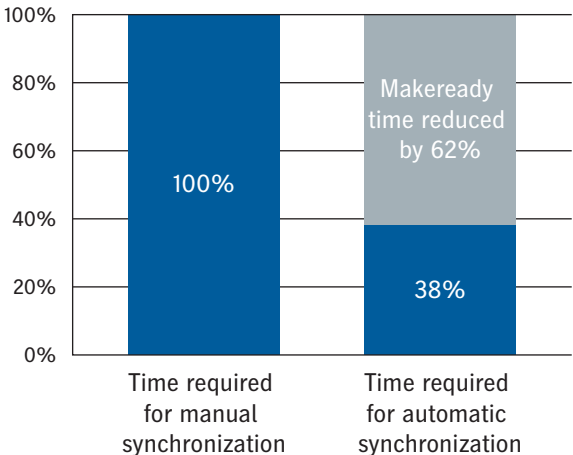
Extend the value chain. One promising strategy in this market situation is to extend your own value chain – by setting yourself apart and specializing to enhance your prospects of success. If you're able to optimally meet your customers' wishes by offering a broader portfolio of services with consistently high quality, they'll be more satisfied and more likely to come back for more. Plus, you boost your profitability. The Stitchmaster ST 350s fits seamlessly into this strategy. The Stitchmaster ST 350 lets printshops and binderies bring decisive value-adding capabilities in-house: with productive, efficient, quality-oriented saddlestitching.

A Leap Forward in Productivity.

The Stitchmaster ST 350 with 12,000 Cycles per Hour: High Output in All Formats.

Synchronization of three feeders with the saddle chain.

Every time the format or speed changes, the feeders have to be resynchronized with the saddle chain. Automating this process lets it be done in up to 62 percent less time. The chart on the right is for synchronization of three feeders with the saddle chain.



A passion for performance. With the Stitchmaster ST 350, you have a genuinely professional saddlestitcher for the format range from 80 x 120 to 320 x 480 millimeters (3.15 x 4.72 to 12.60 x 18.90 inches) at your fingertips. You can count

on high net productivity day in, day out. Systematic automation minimizes the time spent on makeready when changing formats. Its reliably constant availability provides the basis for you to cost-effectively produce convincing quality.



Convincing flexibility and productivity with the Stitchmaster ST 350.

Open up new possibilities. The versatility of the Stitchmaster ST 350 makes you more flexible. You gain a lot: a greater range of products, the ability to place stitches extremely close together, and various feeder types and combinations. This ideally equips you to meet a vast spectrum of customer requirements. It enables you to profitably extend your value chain with quality-oriented, reliable saddlestitching. Among other things, you produce everything with extraordinary cost-effectiveness.

Comprehensive convenience. The Stitchmaster ST 350 excels with straightforward, menu-based operation: you confirm each step right on the touchscreen, supported by a graphically user interface with self-explanatory icons that help you make the right choices. All feeders are identical, with the same controls and loading components. This translates into fast, mistake-free work and fast makeready.

Added quality. The Stitchmaster ST 350 stands out with its high precision. All stitches are positioned extremely precisely. And the conveyor belts stand absolutely still for just long enough for trimming to take place. The result: consistently high-quality binding and trimming that never stop impressing your customers.

How the Stitchmaster ST 350 helps you succeed:

- Greater net productivity – thanks to high performance and uptime
- Faster makeready – thanks to intelligent automation, extreme ease of use and menu-based operator guidance
- Enhanced quality – thanks to precise positioning of the stitches and trimming while the conveyor belts are motionless
- Extended applications – tailored to a vast spectrum of customer needs
- All feeders operated and loaded from the same side
- Touchscreen control with graphical user interface and self-explanatory icons

Quality and Productivity from the Word Go.
Operator-Friendly Feeder Versions Offer You
Highly Dependable Production to Meet a Wide
Range of Requirements.



The vertical feeders reduce pressure on the signatures.



All three feeder types boast operator-friendliness, convincing quality and greater reliability.

Product-specific feeders. Three types of feeders are available for the Stitchmaster ST 350, all of which can be quickly and easily deployed anywhere along the saddle chain using the supplied tools. This lets you flexibly use them to meet the requirements of each job.

Vertical feeder. In the vertical feeder, signatures are stacked vertically with the spine pointing down. This reduces the pressure of gravity on them and lowers the risk of marking. It also enables a greater pile volume. For long runs, the vertical feeder can be continually replenished by an optional log feeder.

Horizontal feeder. This feeder version is mainly suited for flimsier signatures, which are stacked on top of one another in the magazine. For automated loading, it can be combined with an optional stream feeder.

Cover folder feeder. Covers opened out flat in the cover folder feeder are first scored, then conveyed by a profiled belt to adjustable, driven folding rollers and finally laid on the saddle chain. This eliminates the need for a separate operation to fold the covers prior to gathering.

Easily changed scoring modes. The exchangeable scoring device lets you flexibly adjust the cover folder feeder to papers with different properties. Two scoring modes can be selected: inside and outside. This ensures consistently high-quality scoring.

The scoring depth is set using a FESTA quick adjustment. The scoring center can also be corrected in either direction by five millimeters (0.20 inches) without interrupting production. The entire table can be angled. The cover folder feeder can also be used as a card folder feeder (for postcards with a length of at least 60 millimeters [2.36 inches]). Multiple cover folder feeders can also be arranged in sequence.



All feeders have their own controls and can be pivoted up by 50 degrees to allow easy manual feeding.

Unique operator-friendliness. Controls at every feeder make the Stitchmaster ST 350 even easier to operate. They can be used to start, stop and inch the saddle-stitcher; emergency OFF and engage functions are also included. This way there is no need to carry around a portable control panel trailing a cable. The sheet guide elements are adjusted without any tools; this offers additional operating comfort and process optimization.

Faster makeready. Automatic synchronization of the feeder with the saddle chain facilitates makeready. There is no need for the operator to make any time-consuming manual settings, which greatly speeds the setup procedure.

More reliable production. Both the height (+40 millimeters [1.57 inches]) and the lateral position of the feeders with respect to the saddle chain (± 30 millimeters [1.18 inches]) can be adjusted. This lets them be optimally set to meet the requirements of different products. The feeders can also be tilted up and back by 50 degrees to permit feeding of sheets by hand. Conspicuous warning lamps quickly alert the operator to any problems. A sample sheet holder also leaves no doubt which signature should be fed where, thus contributing to more reliable production and greater productivity in everyday operation.



A patented register stop belt prevents damage to sheets in the feeders.

Patented register stop belt. The patented register stop belt makes sure that signatures are conveyed gently to the register stop with a minimum of marking. This also enables dependable processing of difficult products.

Down-stream inhibit. All feeders can be optionally equipped with down-stream inhibit. If a feeder should fail, all subsequent feeders stop placing signatures on the saddle chain. This significantly reduces waste.

The most important facts on the feeders:

- Three feeder types for flexible deployment depending on requirements
- Exchangeable scoring tools at the cover folder feeder
- Simple operation of the entire machine from local controls on every feeder
- Makeready reduced by automatic synchronization of the feeders with the saddle chain
- The feeders are laterally and vertically adjustable and can be tilted back by 50 degrees



Mobile sample gluer.



Continual loading with a stream feeder.

Special feeder options. The feeder options give you additional ways to increase your productivity and add more value.

WK 350 sample gluer. The optionally available mobile sample gluer is easy to position alongside the saddle chain by tilting up a feeder. It has its own servodrive and is able to attach cards, envelopes, booklets, smartcards, CDs or merchandise samples to a signature. The position in which the attached item is glued can be vertically and horizontally adjusted without interrupting production. If required, multiple sample gluers can be simultaneously used.

Sample gluing anywhere:

- Mobile sample gluer with servodrive
- Gluing of a wide range of items
- On-the-fly changing of the gluing position
- Simultaneous use of multiple sample gluers possible

Stream feeder. The optional stream feeder automatically loads (horizontal) feeders. Signatures pressed into a stack are separated and conveyed into the feeder's magazine in a shingled stream. The pile height is controlled by an adjustable electric eye. This ensures reliable replenishment. The stream feeder is mounted on rollers and can be easily moved to where it is needed. The resulting longer loading intervals significantly increase the saddlestitcher's productivity.


Greater productivity:

- Simple to operate
- Continual replenishment of feeders
- Fewer operators needed to load more feeders
- Precise piles for more dependable operation

The effects on your production process:

• **Productivity:** Operator-friendly, reliable feeders and options such as sample gluers and stream feeders increase productivity. • **Quality:** The register stop reliably guides products to prevent damage to them – a requirement for high quality. • **Makeready:** A high level of automation with automatic synchronization of the feeders to the saddle chain significantly speeds the makeready process. • **Flexibility:** You can flexibly use three different feeder types, depending on the requirements of each product.

Consistently Precise Stitching.
The Stitcher Lets You Produce More Reliably.



Stitching while products are motionless for high precision.

Reliable transport. The Stitchmaster ST 350 has a single saddle chain with integrated saddles. They are narrow to ensure reliable transport – also with very small formats. A servodrive ensures smooth, even travel to prevent any risk of signatures being damaged. The saddle chain is also automatically synchronized with the stitcher. A lateral thickness inspector checks each gathered product for completeness before it enters the stitcher, which additionally increases the reliability of production.

Stitching while products stand still. Stitching is done while the booklet is motionless to ensure that it is exactly aligned first. As a result, the stitches are reliably positioned with total precision, which is especially important with loop stitches. A two-step stitching mode for formats up to 330 millimeters (12.99 inches) permits very close spacing, with stitches being placed as little as one millimeter (0.04 inches) apart. The extremely low-wear Heidelberg stitching heads are quick and easy to set. Heidelberg loop stitching heads enable straightforward changeovers.

Speed-independent product transfer. There is a separate drive for passing the stitched products from the stitcher to the trimmer infeed, which lets this be done at a different speed from the overall machine. Also at low speeds and in inching mode, this ensures reliable transfer, faster makeready and a more dependable process.



Two-step stitching lets stitches be placed extremely close together.

The most important facts on the stitcher:

- Separately driven saddle chain for reliably conveying stitched products to the trimmer infeed
- Automatic synchronization of the saddle chain with the stitcher
- Lateral thickness inspector
- Stitching while products are motionless
- Speed-independent transfer

The effects on your production process:

- **Quality:** Products are stitched while standing still, which increases the precision and quality of stitching.
- **Makeready:** Automatic synchronization of the feeders and stitcher with the saddle chain reduces makeready times.
- **Productivity:** Reliable, low-wear Heidelberg stitching heads and speed-independent product transfer ensure greater process reliability and productivity.
- **Reliable production:** The thickness of products is laterally monitored to check them for completeness – letting you produce more reliably.

Designed for Maximum Performance. Precise Trimming for Maximum Product Quality and More Production Possibilities.

Precise trimmer feeding. Products are taken from the upper and lower belts and transferred to the transport chains. Two format-adjustable transport chains running in loops paternoster-style align the product on its open front side and carry it to the trimmer. Makeready is facilitated by the ability to adjust the center position by ± 25 millimeters (one inch).

FESTA quick adjustment. Precise adjustment of the conveyor belts to the product's thickness is performed without tools using a FESTA quick adjustment. The adjusting knob is underlaid with an appropriate number of paper strips. A crucial advantage: the FESTA settings are directly transferred one-to-one with absolutely no play.


Trimming while products stand still. The conveyor belts halt completely for trimming the booklets. This lets the trimmer work with maximum precision and quality, largely preventing marking and scraping.

The trimmer executes first the front cut, then the top and bottom cuts – for top quality with two- and three-ups. Trimming waste is automatically removed by a conveyor belt.



The two bed knife blocks are clamped on the operator side.

Operator-friendly features. The Stitchmaster ST 350 excels with highly operator-friendly features. For example, the two bed knife blocks are easy and convenient to clamp and unclamp from the operator side of the machine. The optional central trim attachment is automatically centered and is easy to install without a gage. The Stitchmaster ST 350 also boasts a low-maintenance central lubrication system.



Triple cut attachment.

Trimmer options. A central trim attachment lets you produce two-ups, and there is a three-way attachment for three-ups. This is a simple, quick way to increase the machine's output. Punch or separating cuts can be selected for both cutters. A crucial aspect: the central trim attachment is so quick to set up that you can also always count on cost-effectively producing small editions with frequent format changes. Yet another outstanding benefit: it's possible to process a wide range of formats, including very small sizes.

Extend your capabilities. Various hole punching devices for the trimmer let you add single, double, triple and quadruple holes as well as calendar holes. These hole punches integrate additional operations in the process to broaden your production palette.



The KFT small-format transport attachment permits saddlestitching of products as narrow as 64 millimeters (2.52 inches).

KFT small-format transport attachment (option). The optional transport attachment for small formats lets you use the Stitchmaster ST 350 to produce small products as well. It reduces the smallest possible width from 80 millimeters (3.15 inches) to 64 millimeters (2.52 inches).

The most important facts on the Trimmer:

- The conveyor belts stand absolutely still for trimming to prevent damage to products
- Precise setting of the conveyor belts to the product thickness using a FESTA quick adjustment
- Automatic centering of the optional central trim attachment
- Central lubrication
- Diverse options: central trim attachment, triple cut attachment, hole punching devices
- Extended production possibilities with a transport attachment for small formats

The effects on your production process:

• **Quality:** Trimming while the conveyor belts are completely motionless ensures maximum precision and prevents damage to products. • **Makeready:** Numerous improvements speed makeready, such as a FESTA quick adjustment and automatic centering of the central trim attachment. • **Productivity:** A central trim attachment lets you quickly change over to producing two-ups, and a triple cut attachment to three-up production.

Optimized Functionality and Performance. Various Delivery Systems Are Available to Meet Different Production Requirements.



The compensating stacker ensures precise pile formation.

Alternative delivery systems. To avoid bottlenecks, it's often essential for deliveries to work at high speed. Especially with large and very large editions, fast throughput is a must for accelerating the overall post-press process. Various high-performance delivery systems are available for the Stitchmaster ST 350; most of the deliveries offered by Heidelberg can be used. This lets you precisely configure the saddlestitcher and optimally adapt it to the production process to meet the requirements of different products and customers.

Conveyor table with batch marker. The conveyor table with batch marker laterally staggers counted-out batches on the stream delivery. This makes it easy to consistently remove the same number of products.

Stream delivery. This delivery can be placed after any conveyor table. Products are output in a shingled stream. Batches can be laterally staggered.

Compensating stacker. This high-performance delivery system features two racks to reduce the drop height and ensure precise pile formation – also at high speeds, thus eliminating bottlenecks. An optional telescoping guide also dependably conveys small-format piles into the delivery tunnel – the gap between the pile basket and the delivery table is automatically closed. The compensating stacker alternately outputs packets at right angles to one another and can be optionally equipped with a precisely operating servo-ejector. A mobile delivery table with a length of 1.2 meters (47.24 inches) has room for multiple product piles to be delivered alongside one another.

Speedbänder pack delivery. This high-speed pack delivery accepts stitched products, stacks them into packs, sleeve-wraps them, and outputs them at an ergonomic working height. It processes up to 1,800 packs an hour in three-up mode and as many as 2,400 packs an hour with four-up production. This is enabled – among other things – by innovative, extremely fast and reliable ultrasonic welding units.



The high-speed Speedbänder pack delivery for maximum productivity.

The most important facts on the delivery systems:

- Choice of various systems to meet different product requirements
- Range of solutions from standard to high-speed deliveries
- High-output systems prevent bottlenecks
- Optional conveyor table that laterally staggers counted-out batches
- Precise pile formation by two-rack compensating stacker

The effects on your production process:

• **Quality:** From pre-gathering to the delivery table, the Stitchmaster ST 350 optimally guides products to ensure consistently good pile formation. The compensating stacker with optional telescoping guide also reliably conveys products with short spines into the delivery tunnel. • **Productivity:** With high-speed deliveries like the Speedbänder, you can also handle large editions with short throughput times – while avoiding bottlenecks. The pack delivery outputs up to 2,400 packs an hour in four-up mode. • **Operator friendliness:** The optional conveyor table with batch market permits lateral staggering of counted-out batches so they can be taken off the stream delivery much more easily.

Control with Quality Monitoring. Operation Made Easy: Centrally from the Graphical Touchscreen or Locally at Any Unit.

Central and local controls. The Stitchmaster ST 350 is operated at a central control unit. Entries are made using a 10.4-inch color touchscreen and membrane keypad. There are also local controls at every unit so the machine can be operated from everywhere without having to carry around a mobile panel trailing a cable. The high-performance control system thus thoroughly optimizes and simplifies work.

Product monitoring and quality control. Important functions for monitoring production and quality are also integrated in the control system. Any problems are displayed in plain language. The operator is guided by on-screen menus that enable logical, quick and reliable setting of the saddlestitcher in a minimum of steps. The user interface complies with the high standard set by Heidelberg to make it significantly easier to run the saddlestitcher.



Settings are made on a touchscreen guided by menus.

The most important facts on the control system:

- Central control console plus local controls at every unit
- Production and quality monitoring integrated in all process phases
- Operator-friendly Heidelberg interface

The effects on your production process:

• **Makeready:** The operator-friendly control system with proven Heidelberg user interface facilitates and speeds makeready. • **Quality:** All essential functions for monitoring production and product quality are integrated in the control system of the Stitchmaster ST 350.

End-to-end process and quality monitoring.

Monitoring devices and systems throughout the process ensure problem-free, high-quality production.

Checks at the feeders. Detectors check to make certain that signatures are properly placed on the saddle chain and advanced. All feeders can be optionally equipped with down-stream inhibit: if a feeder should fail, a missing sheet is reported and all following feeders stop placing signatures on the saddle chain. Other features: a double-sheet detector at the cover folder feeder and flow and remaining pile monitoring at the individual feeders.

Checks between the feeders and the stitcher. Before products enter the stitcher, they are checked to make sure they have the correct length. Lateral thickness checking with FESTA quick adjustment can also check gathered products for completeness. The measurement range can be set infinitely to any product width between 60 and 160 millimeters (2.36 and 6.30 inches). Optional width monitoring is also available: sensors identify off-center sheets on the saddle chain.

Checks in the stitcher. The standard flow monitor ensures that products are smoothly processed. A missing stitch detector from below by a sensor after the stitcher is also optionally available. This also works when both types of stitches are used in the same product.



Remaining pile monitoring at each feeder prevents its magazine from running out.

Checks in the trimmer. Flow monitoring is also standard in the trimmer. With optional trim quality inspector, two sensors contactlessly measure products for the correct width and edge angles. Defective products are ejected by an optional deflector at the trimmer exit.

The most important facts on quality control:

- Monitoring of sheet placement at the feeders
- Down-stream inhibit for feeders (option)
- Double-sheet detector at cover folder feeder
- Remaining pile monitoring at the individual feeders
- Sheet length monitoring prior to the stitcher
- Lateral thickness inspector prior to the stitcher
- Width monitoring (option) prior to the stitcher
- Flow checking in the stitcher and trimmer
- Missing stitch detector after stitcher (option)
- Trim quality inspector (option) at trimmer

The effects on your production process:

• **Quality:** Production quality is only dependable if checked. The Stitchmaster ST 350 therefore offers monitoring features for the entire process, from the feeders to the trimmer. • **Process reliability:** Quality control in all stages of the process ensure smooth, reliable production. • **Reduced waste:** Features such as optional down-stream inhibit for the feeders help you significantly reduce waste caused by incompletely gathered products.

Prinected.

Integration with Prinect Changes Your Processes – Giving a Long-Term Boost to the Quality and Cost-Effectiveness of Your Operation.

Get Prinected. Prinect® is the printshop workflow that lets you move up to integrated print production. Prinect combines production with upstream and downstream business processes to forge a single workflow. Get Prinected: optimize processes and enhance the cost-effectiveness of your printshop.

Actively control the finishing processes on the basis of reliable data. The goal of every printshop is to make top-quality print products fast while optimizing costs. Cost-effective print products starts with acceptance of orders and pricing, and extends across prepress and printing to finishing and invoicing. To make the required snappy decisions and actively control your processes, you need to know exactly what the momentary situation of every job is: then you can complete jobs in a minimum of time while keeping both quality and costs reliably under control, even with unexpected last-minute changes.

Comprehensive transparency for fast decision.

Prinect, the printshop workflow, is based on the universal JDF data format. This renders the individual operations transparent and permits comprehensive printshop management. Everyone involved in the overall process works on the basis of the same data: the central JDF document, a digital job ticket that contains all relevant information. Prinect consists of various software and hardware modules that can be flexibly assembled as required. The extent to which you integrate your printshop depends on your requirements. You can change and extend it whenever you wish. Third-party systems and equipment can also be incorporated.

Maximum automation and direct monitoring.

But Prinect can do even more than that: it automates processes that used to be done by hand, making them much faster and less error-prone. You are freed of routine chores while maintaining complete control at all times, so you can intervene when necessary. Heidelberg is the only manufacturer to offer a printshop workflow that integrates and controls the entire process of producing print products: Prinect.

Get Prinected. The Prinect Postpress Manager integrates finishing machines in the Prinect workflow.

Prinected. Precise planning based on up-to-the-minute data. Efficient finishing means processing products quickly and dependably without long waits. To achieve this, Prinect Postpress Manager™ automatically provides all relevant information from order entry and prepress to the finishing department. Everything is clear; there is no need to waste time asking questions.

What's more, the Prinect Postpress Manager keeps you continuously informed about each job's status. You see when there are delays, and can precisely control all finishing processes. You can also plan machine retooling and changeover work in detail. Prinect displays a well-organized list of all current jobs, making it easy for you to identify those that require the same machine configuration. These can then be executed back-to-back on the appropriately prepared machine, eliminating time-consuming makeready.

Prinected. Presetting machines with data from prepress speeds processes and prevents mistakes. With Prinect, the required finishing machines can be taken into account right when accepting and planning a job. This information can then be used in prepress to select the right impositioning scheme and capture important parameters for setting the finishing

machines. The presetting data Prinect supplies can include, for example, cutting and folding marks, paper information and folding schemes, which make it possible to automatically get the machines ready, step by step.

Prinected. Automatic capture of production data provides transparency for costing and invoicing. Prinect integrates finishing into the printshop's overall web of business processes. You can call up data on any job, such as the job name, customer or number of copies, and all relevant fine settings stored in the past for repeat jobs, at any machine integrated in Prinect. Machines not directly integrated are connected via external data terminals.

All collected information is also available throughout the workflow in realtime. Prinect users can use any client computer – so-called Cockpits – to learn about the current status of a job being finished. Jobs can also be evaluated during or immediately after production for subsequent analysis or follow-up costing.

The effects on your production process:

- **Makeready:** Automatic presetting with data from prepress such as cutting and folding marks, paper information and folding schemes greatly speeds makeready.
- **Productivity:** High transparency on jobs to be done ensures optimum utilization of capacities, fast changeovers and short downtimes for finishing machines.
- **Quality:** Precisely defined processes prevent mistakes and let you produce more reliably.
- **Integration:** Finishing machines are integrated in Prinect via their control systems or a data terminal. Being a modular system, Prinect can be extended and adapted in response to changing requirements.

Technical Data and Machine Layout

Stitchmaster ST 350

Output

Mechanical	Max.	12,000 cycles/h
	Min.	1,500 cycles/h

Formats

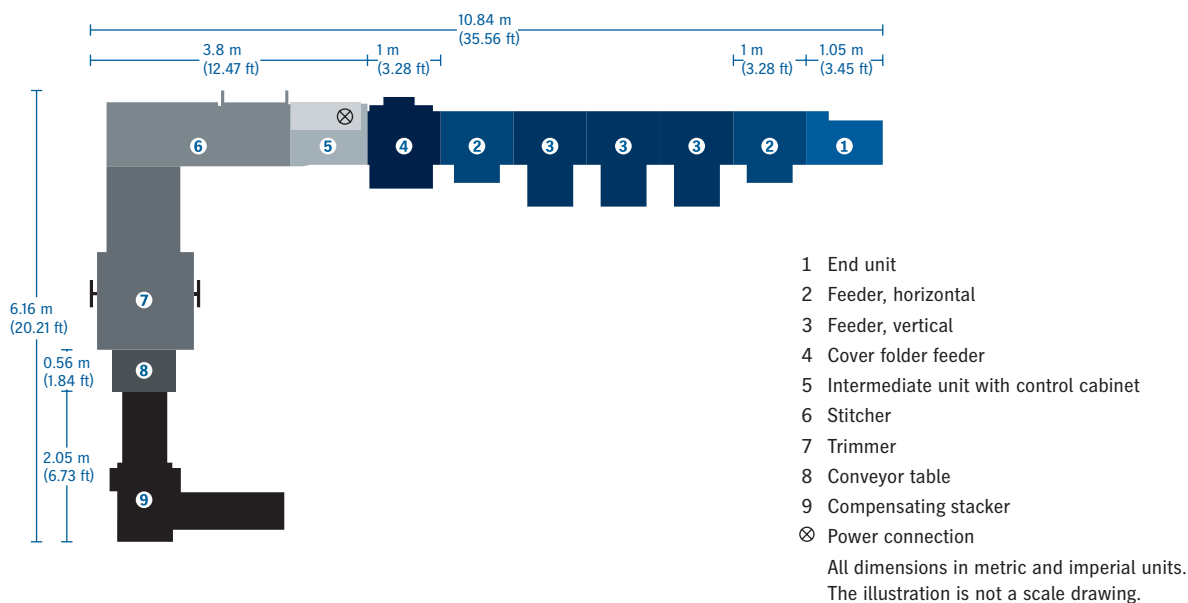
Untrimmed (width × spine length)	Max.	320 mm × 480 mm (12.60 in × 18.90 in)
	Min.	85 mm × 128 mm (3.35 in × 5.04 in)
Trimmed (width × spine length)	Max.	315 mm × 475 mm (12.40 in × 18.70 in)
	Min.	80 mm × 120 mm (3.15 in × 4.72 in)
With KFT small-format transport attachment (width × spine length)	Min.	64 mm × 120 mm (2.52 in × 4.72 in)
Product thickness	Max.	12 mm (0.47 in)

Feeders

Number	Max.	16
Gripper opening with low folio at the feeders	Min.	8 mm (0.32 in)
Gripper opening with high folio at the feeders	Min.	6 mm (0.24 in)
Sucker opening at the feeders		

Stitcher

Heidelberg normal stitching heads	Max.	6
Heidelberg loop stitching heads	Max.	4





Products from Heidelberg promise peak performance in print quality, speed, and reliability in the format classes 35 x 62 to 121 x 162 cm. The *Printect* printshop workflow integrates and optimizes all working processes in printshops, thus boosting the efficiency of production workflows, assuring greater process transparency, and accelerating the entire job flow.



Heidelberg *Systemservice* offers you the widest range of services for your company – from technical service with state-of-the-art remote diagnosis and original service parts, to optimization of print results and process consulting. With *Explosiv* consumables from Heidelberg, you can be sure that you are using process materials designed to perfectly match the requirements of your Heidelberg equipment. Heidelberg *Financial Services* provides you with the advice and support required to meet your financing needs. In addition, Heidelberg *Business Consulting* offers business management advice.

The *Print Master Academy* in Germany is the center of a worldwide network – currently covering 11 sites – and offers a comprehensive training program tailored specifically to the requirements of the industry. Intensive training courses have been designed to provide participants with in-depth information on Heidelberg products, technological innovations, and successful management.

We'd love to hear from you. If you would like more information on Heidelberg solutions to suit your needs, please don't hesitate to contact us.

Heidelberger Druckmaschinen AG

Kurfuersten-Anlage 52-60

69115 Heidelberg

Germany

Phone +49 6221 92-00

Fax +49 6221 92-6999

www.heidelberg.com

Publishing Information

Printed in: 04/08

Photographs: Heidelberger Druckmaschinen AG

Platemaking: Suprasetter

Printing: Speedmaster

Finishing: Stahlfolder, Stitchmaster

Fonts: HeidelbergGothicML

Printed in Germany

Trademarks

Heidelberg, the Heidelberg logotype, Prinect, Saphira, Speedmaster, Stahlfolder and Stitchmaster are registered trademarks of Heidelberger Druckmaschinen AG in the U.S. and other countries. Prinect Postpress Manager and Suprasetter are trademarks of Heidelberger Druckmaschinen AG in the U.S. and other countries. Other names used here are the property of their respective owners.

Subject to technical and other changes.